



MANDHANA

a whirlpool of ideas!

CIN : L17120MH1984PLC033553

Registered Office : Plot No. C-3, M.I.D.C., Tarapur Industrial, Area Boisar - 401 506.

(A company under corporate insolvency resolution process by NCLT order no. C.P. No. 1399/I&BP/NCLT/MAH/2017)

6th October, 2018

To,
BSE Limited,
Phiroze Jeejeebhoy Towers,
Dalal Street,
Mumbai – 400 001

National Stock Exchange of India Limited,
Exchange Plaza,
Bandra Kurla Complex
Bandra (East),
Mumbai – 400 051

Dear Sir/ Madam,

Sub: Shareholding Pattern pursuant to Regulation 31 of SEBI (Listing Obligations and Disclosure Requirements) Regulations, 2015, for the quarter ended 30th September, 2018.

Ref: Scrip Code No. 533204 Scrip ID: MANDHANA

Pursuant to the requirement of Regulation 31 of the SEBI (Listing Obligations and Disclosure Requirements) Regulations, 2015, please find enclosed herewith the Shareholding Pattern for the quarter ended 30th September, 2018.

You are requested to kindly take the same on your records.

Thanking You,

for **MANDHANA INDUSTRIES LIMITED**

CHARU DESAI

IP Registration no. IBBI/TPA-001/IP-P00434/2017-18/10757

Resolution Professional

Mandhana Industries Limited



Encl.: As above.



MANDHANA INDUSTRIES LTD.


Office: 205 - 214, Peninsula Center, Dr. S.S. Rao Road, Parel, Mumbai - 400 012, India.

Tel.: 91-22-43539191 • Fax: 91-22-43539216 / 17 / 18 • E-mail: info@mandhana.com • Website: www.mandhana.com

Shareholding Pattern under Regulation 31 of SEBI (Listing Obligations and Disclosure Requirements) Regulations, 2015

1	Name of Listed Entity: Mandhana Industries Limited		
2	Scrip Code/Name of Scrip/Class of Security: 533204/MANDHANA/Equity		
3	Share Holding Pattern Filed under: Reg. 31(1)(b)		
	a.	If under 31(1)(b) then indicate the report for Quarter ending: 30-09-2018	
	b.	If under 31(1)(c) then indicate date of allotment/extinguishment: Not Applicable	
4	Declaration: The Listed entity is required to submit the following declaration to the extent of submission of information:-		
	Particulars	Yes*	No*
1	Whether the Listed Entity has issued any partly paid up shares?		No
2	Whether the Listed Entity has issued any Convertible Securities or Warrants?		No
3	Whether the Listed Entity has any shares against which depository receipts are issued?		No
4	Whether the Listed Entity has any shares in locked-in?		No
5	Whether any shares held by promoters are pledge or otherwise encumbered?	Yes	
6	Whether the Listed Entity has issued any differential Voting Rights?		No

* If the Listed Entity selects the option 'No' for the questions above, the columns for the partly paid up shares, Outstanding Convertible Securities/Warrants, depository receipts, locked-in shares, No of shares pledged or otherwise encumbered by promoters, as applicable, shall not be displayed at the time of dissemination on the Stock Exchange website. Also wherever there is 'No' declared by Listed Entity in above table the values will be considered as 'Zero' by default on submission of the format of holding of specified securities.




Mandhana Industries Limited
Table I - Summary Statement holding of specified securities

Category	Category of shareholder	Number of shareholders	No. of fully paid up equity shares held	No. of Partly paid-up equity shares held	No. of shares underlying Depository Receipts	Total nos. shares held	Shareholding as a % of total no. of shares (calculated as per SCRR, 1957)	Number of Voting Rights held in each class of securities			No. of Shares Underlying Outstanding convertible securities (including Warrants)	Shareholding, as a % assuming full conversion of convertible securities (as a percentage of diluted share capital)	Number of Locked in shares		Number of Shares pledged or otherwise encumbered		Number of equity shares held in dematerialised form	
								No of Voting Rights					Total as a % of (A+B+C)	No. (a)	As a % of total Shares held(b)	No. (a)		As a % of total Shares held(b)
								Class eg: X	Class eg: y	Total								
(i)	(ii)	(iii)	(iv)	(v)	(vi)	(vii) = (iv)+(v)+ (vi)	(viii) as a % of (A+B+C2)	(ix)			(x)	(xi) = (vii)+(x) as a % of (A+B+C2)	(xii)		(xiii)		(xiv)	
(A)	Promoter & Promoter Group	17	10609603	0	0	10609603	32.03	10609603	0	10609603	32.03	0	32.03	0	0.00	4500	0.04	10609603
(B)	Public	14712	22514310	0	0	22514310	67.97	22514310	0	22514310	67.97	0	67.97	0	0.00	NA	NA	22511657
(C)	Non Promoter - Non Public	0	0	0	0	0	0.00	0	0	0	0.00	0	0.00	0	0.00	NA	NA	0
(C1)	Shares Underlying DRs	0	0	0	0	0	0.00	0	0	0	0.00	0	0.00	0	0.00	NA	NA	0
(C2)	Shares Held By Employee Trust	0	0	0	0	0	0.00	0	0	0	0.00	0	0.00	0	0.00	NA	NA	0
	Total	14729	33123913	0	0	33123913	100.00	33123913	0	33123913	100.00	0	100.00	0	0.00	4500	0.01	33121260

Note :

- 1) The Shareholding of the Promoters and Public Shareholders spread across various respective demat accounts are consolidated on the basis of their PAN pursuant to SEBI circular No. SEBI/HO/CFD/CMD/CIR/P/2017/128. dated 19th December, 2017
- 2) NA denotes "Not Applicable"



Mandhana Industries Limited

Table II - Statement showing shareholding pattern of the Promoter and Promoter Group


1	Category & Name of the shareholders	Nos. of shareholders	No. of fully paid up equity shares held	Partly paid-up equity shares held	No. of shares underlying Depository Receipts	Total nos. shares held	Shareholding % calculated as per SCRR, 1957 As a % of (A+B+C2)	Number of Voting Rights held in each class of securities			No. of Shares Underlying Outstanding & convertible securities (including Warrants)	Total Shareholding, as a % assuming full conversion of convertible securities (as a percentage of diluted share capital)	Number of Locked in shares		Number of Shares pledged or otherwise encumbered		Number of equity shares held in dematerialised form	
								No of Voting Rights					Total as a % of Total Voting Rights	No. (a)	As a % of total Shares held(b)	No. (a)		As a % of total Shares held(b)
								Class eg: X	Class eg: Y	Total								
	(I)	(III)	(IV)	(V)	(VI)	(VII) = (IV)+(V)+ (VI)	(VII) As a % of (A+B+C2)	(IX)			(X)	(XI)= (VII)+(X) As a % of (A+B+C2)	(XII)		(XIII)	(XIV)		
1	Indian																	
(a)	Individuals / Hindu Undivided Family	16	9111820	0	0	9111820	27.51	9111820	0	9111820	27.51	0	27.51	0	0.00	4500	0.05	9111820
	Purushottam Chhaganlal Mandhana (HUF)		1720600	0	0	1720600	5.19	1720600	0	1720600	5.19	0	5.19	0	0.00	0	0.00	1720600
	Prema P Mandhana		1166609	0	0	1166609	3.52	1166609	0	1166609	3.52	0	3.52	0	0.00	0	0.00	1166609
	Biharilal C Mandhana (HUF)		1098000	0	0	1098000	3.31	1098000	0	1098000	3.31	0	3.31	0	0.00	0	0.00	1098000
	Priyavrat P Mandhana		920705	0	0	920705	2.78	920705	0	920705	2.78	0	2.78	0	0.00	4500	0.49	920705
	Arnav Manish Mandhana		814000	0	0	814000	2.46	814000	0	814000	2.46	0	2.46	0	0.00	0	0.00	814000
	Sudha Biharilal Mandhana		561352	0	0	561352	1.69	561352	0	561352	1.69	0	1.69	0	0.00	0	0.00	561352
	Manish Biharilal Mandhana (HUF)		519000	0	0	519000	1.57	519000	0	519000	1.57	0	1.57	0	0.00	0	0.00	519000
	Vinay Biharilal Mandhana		479000	0	0	479000	1.45	479000	0	479000	1.45	0	1.45	0	0.00	0	0.00	479000
	Manish Biharilal Mandhana		468339	0	0	468339	1.41	468339	0	468339	1.41	0	1.41	0	0.00	0	0.00	468339
	Biharilal Chhaganlal Mandhana		452565	0	0	452565	1.37	452565	0	452565	1.37	0	1.37	0	0.00	0	0.00	452565
	Muskaan Manish Mandhana		410000	0	0	410000	1.24	410000	0	410000	1.24	0	1.24	0	0.00	0	0.00	410000
	Purushottam Chhaganlal Mandhana		339681	0	0	339681	1.03	339681	0	339681	1.03	0	1.03	0	0.00	0	0.00	339681
	Sangeeta Manish Mandhana		155680	0	0	155680	0.47	155680	0	155680	0.47	0	0.47	0	0.00	0	0.00	155680
	Shakuntala R Dargad		2289	0	0	2289	0.01	2289	0	2289	0.01	0	0.01	0	0.00	0	0.00	2289
	Bhagwati Madanlal Chandak		2000	0	0	2000	0.01	2000	0	2000	0.01	0	0.01	0	0.00	0	0.00	2000
	Tulsabai Vasantlal Chandak		2000	0	0	2000	0.01	2000	0	2000	0.01	0	0.01	0	0.00	0	0.00	2000
(b)	Central Government / State Government(s)	0	0	0	0	0	0.00	0	0	0	0.00	0	0.00	0	0.00	0	0.00	0
(c)	Financial Institutions / Banks	0	0	0	0	0	0.00	0	0	0	0.00	0	0.00	0	0.00	0	0.00	0
(d)	Any Other (Specify)	1	1497783	0	0	1497783	4.52	1497783	0	1497783	4.52	0	4.52	0	0.00	0	0.00	1497783
(I)	Bodies Corporate	1	1497783	0	0	1497783	4.52	1497783	0	1497783	4.52	0	4.52	0	0.00	0	0.00	1497783
	(I) Mahan Synthetic Textiles Pvt. Ltd.	1	1497783	0	0	1497783	4.52	1497783	0	1497783	4.52	0	4.52	0	0.00	0	0.00	1497783
	Sub Total (A)(1)	17	10609603	0	0	10609603	32.03	10609603	0	10609603	32.03	0	32.03	0	0.00	4500	0.04	10609603
2	Foreign																	
(a)	Individuals (Non-Resident individuals / Foreign Individuals)	0	0	0	0	0	0.00	0	0	0	0.00	0	0.00	0	0.00	0	0.00	0
(b)	Government	0	0	0	0	0	0.00	0	0	0	0.00	0	0.00	0	0.00	0	0.00	0
(c)	Institutions	0	0	0	0	0	0.00	0	0	0	0.00	0	0.00	0	0.00	0	0.00	0
(d)	Foreign Portfolio Investor	0	0	0	0	0	0.00	0	0	0	0.00	0	0.00	0	0.00	0	0.00	0
(e)	Any Other (Specify)	0	0	0	0	0	0.00	0	0	0	0.00	0	0.00	0	0.00	0	0.00	0
	Sub Total (A)(2)	0	0	0	0	0	0.00	0	0	0	0.00	0	0.00	0	0.00	0	0.00	0
	Total Shareholding Of Promoter And Promoter Group (A)= (A)(1)+(A)(2)	17	10609603	0	0	10609603	32.03	10609603	0	10609603	32.03	0	32.03	0	0.00	4500	0.04	10609603

Details of Shares which remain unclaimed may be given hear along with details such as number of shareholders, outstanding shares held in demat/unclaimed suspense account, voting rights which are frozen etc. : NIL

Note:

(1) PAN would not be displayed on website of Stock Exchange(s).

(2) The term "Encumbrance" has the same meaning as assigned under regulation 28(3) of SEBI (Substantial Acquisition of Shares and Takeovers) Regulations, 2011.



Mandhana Industries Limited

Table III - Statement showing shareholding pattern of the Public shareholder

Category & Name of the shareholders	Nos. of shareholders	No. of fully paid up equity shares held	Partly paid-up equity shares held	No. of shares underlying Depository Receipts	Total nos. shares held	Shareholding % calculated as per SCRR, 1957 as a % of (A+B+C2)	Number of Voting Rights held in each class of securities			No. of Shares Underlying Outstanding convertible securities (including Warrants)	Total Shareholding, as a % assuming full conversion of convertible securities (as a percentage of diluted share capital)	Number of Locked in shares		Number of Shares pledged or otherwise encumbered		Number of equity shares held in dematerialised form	
							No of Voting Rights					Total as a % of Total Voting Rights	No. (a)	As a % of total Shares held(b)	No. (a)		As a % of total Shares held(b)
							Class eg: X	Class eg: Y	Total								
(I)	(III)	(IV)	(V)	(VI)	(VII) = (IV)+(V)+ (VI)	(VIII) As a % of (A+B+C2)	(IX)			(X)	(XI) = (VII)+(X) As a % of (A+B+C2)	(XII)		(XIII)		(XIV)	
1 Institutions																	
(a) Mutual Fund	0	0	0	0	0	0.00	0	0	0	0.00	0	0.00	0	0.00	NA	NA	0
(b) Venture Capital Funds	0	0	0	0	0	0.00	0	0	0	0.00	0	0.00	0	0.00	NA	NA	0
(c) Alternate Investment Funds	0	0	0	0	0	0.00	0	0	0	0.00	0	0.00	0	0.00	NA	NA	0
(d) Foreign Venture Capital Investors	0	0	0	0	0	0.00	0	0	0	0.00	0	0.00	0	0.00	NA	NA	0
(e) Foreign Portfolio Investor	0	0	0	0	0	0.00	0	0	0	0.00	0	0.00	0	0.00	NA	NA	0
(f) Financial Institutions / Banks	2	690148	0	0	690148	2.08	690148	0	690148	2.08	0	2.08	0	0.00	NA	NA	690148
(i) Life Insurance Corporation Of India		658331	0	0	658331	1.99	658331	0	658331	1.99	0	1.99	0	0.00	NA	NA	658331
(g) Insurance Companies	0	0	0	0	0	0.00	0	0	0	0.00	0	0.00	0	0.00	NA	NA	0
(h) Provident Funds/ Pension Funds	0	0	0	0	0	0.00	0	0	0	0.00	0	0.00	0	0.00	NA	NA	0
(i) Any Other (Specify)	0	0	0	0	0	0.00	0	0	0	0.00	0	0.00	0	0.00	NA	NA	0
Sub Total (B)(1)	2	690148	0	0	690148	2.08	690148	0	690148	2.08	0	2.08	0	0.00	NA	NA	690148
2 Central Government/ State Government(s)/ President of India	0	0	0	0	0	0.00	0	0	0	0.00	0	0.00	0	0.00	NA	NA	0
Sub Total (B)(2)	0	0	0	0	0	0.00	0	0	0	0.00	0	0.00	0	0.00	NA	NA	0
3 Non-Institutions																	
(a) Individuals																	
i. Individual shareholders holding nominal share capital up to Rs. 2 lakhs.	1993	13613024	0	0	13613024	41.10	13613024	0	13613024	41.10	0	41.10	0	0.00	NA	NA	13610371
ii. Individual shareholders holding nominal share capital in excess of Rs. 2 lakhs.	103	5401100	0	0	5401100	16.31	5401100	0	5401100	16.31	0	16.31	0	0.00	NA	NA	5401100
(i) Dinesh Bhikabhai Patel		489241	0	0	489241	1.48	489241	0	489241	1.48	0	1.48	0	0.00	NA	NA	489241
(ii) Deepak Chand Agarwal		400000	0	0	400000	1.21	400000	0	400000	1.21	0	1.21	0	0.00	NA	NA	400000
(iii) Tamanna Maheshwari		350000	0	0	350000	1.06	350000	0	350000	1.06	0	1.06	0	0.00	NA	NA	350000
(b) NBFCs registered with RBI	0	0	0	0	0	0.00	0	0	0	0.00	0	0.00	0	0.00	NA	NA	0
(c) Employee Trusts	0	0	0	0	0	0.00	0	0	0	0.00	0	0.00	0	0.00	NA	NA	0
(d) Overseas Depositories(holding DRs) (balancing figure)	0	0	0	0	0	0.00	0	0	0	0.00	0	0.00	0	0.00	NA	NA	0
(e) Any Other (Specify)	674	2810038	0	0	2810038	8.48	2810038	0	2810038	8.48	0	8.48	0	0.00	NA	NA	2810038
(f) Hindu Undivided Family	314	828837	0	0	828837	2.50	828837	0	828837	2.50	0	2.50	0	0.00	NA	NA	828837
(ii) Non Resident Indians (Non Repat)	41	74212	0	0	74212	0.22	74212	0	74212	0.22	0	0.22	0	0.00	NA	NA	74212
(iii) Non Resident Indians (Repat)	118	517770	0	0	517770	1.56	517770	0	517770	1.56	0	1.56	0	0.00	NA	NA	517770
(iv) Clearing Member	30	415082	0	0	415082	1.25	415082	0	415082	1.25	0	1.25	0	0.00	NA	NA	415082
(v) Bodies Corporate	120	973929	0	0	973929	2.94	973929	0	973929	2.94	0	2.94	0	0.00	NA	NA	973929
(vi) Investor Education and Protection Fund Authority	1	208	0	0	208	0.00	208	0	208	0.00	0	0.00	0	0.00	NA	NA	208
Sub Total (B)(3)	14710	21824162	0	0	21824162	65.89	21824162	0	21824162	65.89	0	65.89	0	0.00	NA	NA	21821509
Total Public Shareholding (B) = (B)(1)+(B)(2)+(B)(3)	14712	22514310	0	0	22514310	67.97	22514310	0	22514310	67.97	0	67.97	0	0.00	NA	NA	22511657

Details of the shareholders acting as persons in Concert including their Shareholding (No. and %): NIL
 Details of Shares which remain unclaimed may be given hear along with details such as number of shareholders, outstanding shares held in de mat/unclaimed suspense account, voting rights which are frozen etc. : NIL
 NA denotes "Not Applicable"



Mandhana Industries Limited

Table IV - Statement showing shareholding pattern of the Non Promoter- Non Public shareholder

	Category & Name of the shareholders	Nos. of shareholders	No. of fully paid up equity shares held	Partly paid-up equity shares held	No. of shares underlying Depository Receipts	Total nos. shares held	Shareholding % calculated as per SCRR, 1957 as a % of (A+B+C2)	Number of Voting Rights held in each class of securities			No. of Shares Underlying Outstanding convertible securities (including Warrants)	Shareholding, as a % assuming full conversion of convertible securities (as a percentage of diluted share capital)	Number of Locked in shares		Number of Shares pledged or otherwise encumbered		Number of equity shares held in dematerialised form	
								No of Voting Rights					Total as a % of (A+B+C)	No. (a)	As a % of total Shares held(b)	No. (a)		As a % of total Shares held(b)
								Class eg: X	Class eg: Y	Total								
	(I)	(II)	(IV)	(V)	(VI)	(VII) = (IV)+(V)+ (VI)	(VIII) As a % of (A+B+C2)	(IX)			(X)	(XI)= (VII)+(X) As a % of (A+B+C2)	(XII)		(XIII)		(XIV)	
		0	0	0	0	0	0.00	0	0	0	0.00	0	0.00	0	0.00	NA	NA	0
1	Custodian/DR Holder	0	0	0	0	0	0.00	0	0	0	0.00	0	0.00	0	0.00	NA	NA	0
2	Employee Benefit Trust (under SEBI (Share based Employee Benefit) Regulations, 2014)	0	0	0	0	0	0.00	0	0	0	0.00	0	0.00	0	0.00	NA	NA	0
	Total Non-Promoter- Non Public Shareholding (C)= (C)(1)+(C)(2)	0	0	0	0	0	0.00	0	0	0	0.00	0	0.00	0	0.00	NA	NA	0

