



MANDHANA

a whirlpool of ideas!

CIN : L17120MH1984PLC33553

Registered Offices : Plot No. C-3, M.I.D.C., Tarapur Industrial Area, Boisar. - 401 506

MIL/Secretarial/SEBI/LODR/Clause-31/0916/BSE/NSE

20th October, 2016

The Manager,
Department of Corporate Filing,
BSE Limited,
Phiroze Jeejeebhoy Towers,
Dalal Street,
Mumbai – 400 001

The Vice President,
National Stock Exchange of India Limited,
Exchange Plaza,
Bandra Kurla Complex
Bandra (East),
Mumbai – 400 051

Dear Sir/ Madam,

Sub: Shareholding Pattern pursuant to Regulation 31 of SEBI (Listing Obligations and Disclosure Requirements) Regulation, 2015, for the quarter ended 30th September, 2016.

Ref: Scrip Code No. 533204 Scrip ID: MANDHANA


Pursuant to the requirement of Regulation 31 of the SEBI (Listing Obligations and Disclosure Requirements) Regulation, 2015, please find enclosed herewith the Shareholding Pattern for the quarter ended 30th September, 2016.

You are requested to kindly take the same on your records.

Thanking You,

for **MANDHANA INDUSTRIES LIMITED**


PURUSHOTTAM C. MANDHANA
(Chairman & Managing Director)



Encl.: As above.



MANDHANA INDUSTRIES LTD.

207-214, Peninsula Center, Dr. S.S. Rao Road, Off. Dr. Ambedkar Road, Parel, Mumbai - 400 012, India
Tel. : 91-22-43539191 • Fax : 91-22-43539216 / 17 / 18 • E-mail : info@mandhana.com • Website : www.mandhana.com

Shareholding Pattern under Regulation 31 of SEBI (Listing Obligations and Disclosure Requirements) Regulations, 2015

1	Name of Listed Entity: Mandhana Industries Limited	
2	Scrip Code/Name of Scrip/Class of Security: 533204 / MANDHANA / Equity	
3	Share Holding Pattern Filed under: Reg. 31(1)(a)/Reg. 31(1)(b)/Reg.31(1)(c)	
	a.	If under 31(1)(b) then indicate the report for Quarter ending 30.09.2016
	b.	If under 31(1)(c) then indicate date of allotment/extinguishment
4	Declaration: The Listed entity is required to submit the following declaration to the extent of submission of information:-	

	Particulars	Yes*	No*
1	Whether the Listed Entity has issued any partly paid up shares?		No
2	Whether the Listed Entity has issued any Convertible Securities or Warrants?		No
3	Whether the Listed Entity has any shares against which depository receipts are issued?		No
4	Whether the Listed Entity has any shares in locked-in?		No
5	Whether any shares held by promoters are pledge or otherwise encumbered?	Yes	

* If the Listed Entity selects the option 'No' for the questions above, the columns for the partly paid up shares, Outstanding Convertible Securities/Warrants, depository receipts, locked-in shares, No of shares pledged or otherwise encumbered by promoters, as applicable, shall not be displayed at the time of dissemination on the Stock Exchange website. Also wherever there is 'No' declared by Listed Entity in above table the values will be considered as 'Zero' by default on submission of the format of holding of specified securities.

for MANDHANA INDUSTRIES LIMITED

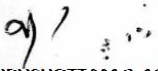

PURUSHOTTAM C. MANDHANA
(Chairman & Managing Director)



Mandhana Industries Limited
Table I - Summary Statement holding of specified securities

Category	Category of shareholder	Number of shareholders	No. of fully paid up equity shares held	No. of Partly paid-up equity shares held	No. of shares underlying Depository Receipts	Total nos. shares held	Shareholding as a % of total no. of shares (calculated as per SCRR, 1957)	Number of Voting Rights held in each class of securities			No. of Shares Underlying Outstanding convertible securities (including Warrants)	Shareholding, as a % assuming full conversion of convertible securities (as a percentage of diluted share capital)	Number of Locked in shares		Number of Shares pledged or otherwise encumbered		Number of equity shares held in dematerialised form	
								No of Voting Rights		Total as a % of (A+B+C)			No. (a)	As a % of total Shares held(b)	No. (a)	As a % of total Shares held(b)		
								Class eg: X	Class eg: y									Total
(I)	(II)	(III)	(IV)	(V)	(VI)	(VII) = (IV)+(V)+ (VI)	(VIII)As a % of (A+B+C2)	(IX)			(X)	(XI)= (VII)+(X) As a % of (A+B+C2)	(XII)		(XIII)		(XIV)	
(A)	Promoter & Promoter Group	18	19071095	0	0	19071095	57.5750	19071095	0	19071095	57.5750	0	57.5750	0	0.0000	12509383	65.5934	19071095
(B)	Public	9319	14052818	0	0	14052818	42.4250	14052818	0	14052818	42.4250	0	42.4250	0	0.0000	NA	NA	14045665
(C)	Non Promoter - Non Public				0				0			0		0.0000	NA	NA		
(C1)	Shares Underlying DRs	0	0	0	0	0	0.0000	0	0	0	0.0000	0	0.0000	0	0.0000	NA	NA	0
(C2)	Shares Held By Employee Trust	0	0	0	0	0	0.0000	0	0	0	0.0000	0	0.0000	0	0.0000	NA	NA	0
	Total	9337	33123913	0	0	33123913	100.0000	33123913	0	33123913	100.0000	0	100.0000	0	0.0000	12509383	37.7654	33116760
Notes :																		
(I)	In table II- Statement showing shareholding pattern of the Promoters and Promoter Group and its sub-tables, the shareholding spread across various demat accounts of a shareholder are consolidated on the basis of Pan. However, total number of Demat Accounts / Folios of the Shareholders under this Category stands at 33.																	
(II)	In table III- Statement showing shareholding pattern of the Public shareholders and its sub-tables, the number of shareholders stand for the number of demat accounts / folios of all the shareholders under this category.																	
(III)	Had the consolidation as described in Note no. 1 not been made, the total number of shareholders of the Company(i.e. sum of A+B+C) would have stood at 9352.																	

for MANDHANA INDUSTRIES LIMITED



PURUSHOTTAM C. MANDHANA
(Chairman & Managing Director)



Mandhana Industries Limited

Table II - Statement showing shareholding pattern of the Promoter and Promoter Group

	Category & Name of the shareholders	PAN	Nos. of shareholders	No. of fully paid up equity shares held	Partly paid-up equity shares held	No. of shares underlying Depository Receipts	Total nos. shares held	Shareholding % calculated as per SCRR, 1957 As a % of (A+B+C2)	Number of Voting Rights held in each class of securities			No. of Shares Underlying Outstanding convertible securities (including Warrants)	Shareholding % as a % of assuming full conversion of convertible securities (as a percentage of diluted share capital)	Number of Locked in shares		Number of Shares pledged or otherwise encumbered		Number of equity shares held in dematerialised form	
									No of Voting Rights					Total as a % of (A+B+C)	No. (a)	As a % of total Shares held(b)	No. (a)		As a % of total Shares held(b)
									Class eg: X	Class eg: y	Total								
	(I)	(II)	(III)	(IV)	(V)	(VI)	(VII) = (IV)+(V)+(VI)	(VIII) As a % of (A+B+C2)	(IX)			(X)	(XI) = (VII)+(X) As a % of (A+B+C2)	(XII)		(XIII)		(XIV)	
1	Indian			17573312															
(a)	Individuals / Hindu Undivided Family		17	17573312	0	0	17573312	53.0532	17573312	0	17573312	53.0532	0	53.0532	0	0.0000	11459383	65.2090	17573312
	Priyavrat P Mandhana			1970811			1970811	5.9498	1970811		1970811	5.9498		5.9498	0	0.0000	1421708	72.1382	1970811
	Purushottam Chhaganlal Mandhana (HUF)			3020600			3020600	9.1191	3020600		3020600	9.1191		9.1191	0	0.0000	1550000	51.3143	3020600
	Sudha Biharilal Mandhana			786487			786487	2.3744	786487		786487	2.3744		2.3744	0	0.0000	225135	28.6254	786487
	Manish Biharilal Mandhana			2247649			2247649	6.7856	2247649		2247649	6.7856		6.7856	0	0.0000	2079310	92.5104	2247649
	Prema P Mandhana			2195609			2195609	6.6285	2195609		2195609	6.6285		6.6285	0	0.0000	1079000	49.1435	2195609
	Purushottam Chhaganlal Mandhana			2139681			2139681	6.4596	2139681		2139681	6.4596		6.4596	0	0.0000	2000000	93.4719	2139681
	Sangeeta Manish Mandhana			275410			275410	0.8315	275410		275410	0.8315		0.8315	0	0.0000	119730	43.4734	275410
	Biharilal Chhaganlal Mandhana			1702065			1702065	5.1385	1702065		1702065	5.1385		5.1385	0	0.0000	1649500	96.9117	1702065
	Biharilal C Mandhana (HUF)			1098000			1098000	3.3148	1098000		1098000	3.3148		3.3148	0	0.0000	1000000	91.0747	1098000
	Arnav Manish Mandhana			814000			814000	2.4574	814000		814000	2.4574		2.4574	0	0.0000	0	0.0000	814000
	Manish Biharilal Mandhana (HUF)			419000			419000	1.2649	419000		419000	1.2649		1.2649	0	0.0000	335000	79.9523	419000
	Vinay Biharilal Mandhana			479000			479000	1.4461	479000		479000	1.4461		1.4461	0	0.0000	0	0.0000	479000
	Muskaan Manish Mandhana			410000			410000	1.2378	410000		410000	1.2378		1.2378	0	0.0000	0	0.0000	410000
	Chanda Shyamsunder Jaju			10000			10000	0.0302	10000		10000	0.0302		0.0302	0	0.0000	0	0.0000	10000
	Bhagwati Madantal Chandak			2000			2000	0.0060	2000		2000	0.0060		0.0060	0	0.0000	0	0.0000	2000
	Tulsabal Vasantlal Chandak			2000			2000	0.0060	2000		2000	0.0060		0.0060	0	0.0000	0	0.0000	2000
	Shakuntala R Dargad			1000			1000	0.0030	1000		1000	0.0030		0.0030	0	0.0000	0	0.0000	1000
(b)	Central Government / State Government(s)		0	0	0	0	0	0.0000	0	0	0	0.0000	0	0.0000	0	0.0000	0	0.0000	0
(c)	Financial Institutions / Banks		0	0	0	0	0	0.0000	0	0	0	0.0000	0	0.0000	0	0.0000	0	0.0000	0
(d)	Any Other (Specify)		1	1497783	0	0	1497783	4.5218	1497783	0	1497783	4.5218	0	4.5218	0	0.0000	1050000	70.1036	1497783
	Bodies Corporate		1	1497783	0	0	1497783	4.5218	1497783	0	1497783	4.5218	0	4.5218	0	0.0000	1050000	70.1036	1497783
	Mahan Synthetic Textiles Pvt Ltd		1	1497783	0	0	1497783	4.5218	1497783	0	1497783	4.5218	0	4.5218	0	0.0000	1050000	70.1036	1497783
	Sub Total (A)(1)		18	19071095	0	0	19071095	57.5750	19071095	0	19071095	57.5750	0	57.5750	0	0.0000	12509383	65.5934	19071095
2	Foreign																		
(a)	Individuals (Non-Resident Individuals / Foreign Individuals)		0	0	0	0	0	0.0000	0	0	0	0.0000	0	0.0000	0	0.0000	0	0.0000	0
(b)	Government		0	0	0	0	0	0.0000	0	0	0	0.0000	0	0.0000	0	0.0000	0	0.0000	0
(c)	Institutions		0	0	0	0	0	0.0000	0	0	0	0.0000	0	0.0000	0	0.0000	0	0.0000	0
(d)	Foreign Portfolio Investor		0	0	0	0	0	0.0000	0	0	0	0.0000	0	0.0000	0	0.0000	0	0.0000	0
(e)	Any Other (Specify)		0	0	0	0	0	0.0000	0	0	0	0.0000	0	0.0000	0	0.0000	0	0.0000	0
	Sub Total (A)(2)		0	0	0	0	0	0.0000	0	0	0	0.0000	0	0.0000	0	0.0000	0	0.0000	0
	Total Shareholding Of Promoter And Promoter Group (A) = (A)(1)+(A)(2)		18	19071095	0	0	19071095	57.5750	19071095	0	19071095	57.5750	0	57.5750	0	0.0000	12509383	65.5934	19071095

Details of Shares which remain unclaimed may be given hear along with details such as number of shareholders, outstanding shares held in demat/unclaimed suspense account, voting rights which are frozen etc.

Note:

(1) PAN would not be displayed on website of Stock Exchange(s)

(2) The term 'Encumbrance' has the same meaning as assigned under regulation 28(3) of SEBI (Substantial Acquisition of Shares and Takeovers) Regulations, 2011.

for MANDHANA INDUSTRIES LIMITED

PURUSHOTTAM C. MANDHANA
(Chairman & Managing Director)



Mandhana Industries Limited

Table III - Statement showing shareholding pattern of the Public shareholder

Category & Name of the shareholders	PAN	Nos. of shareholders	No. of fully paid up equity shares held	Partly paid-up equity shares held	No. of shares underlying Depository Receipts	Total nos. shares held	Shareholding % calculated as per SCRR, 1957 As a % of (A+B+C2)	Number of Voting Rights held in each class of securities			No. of Shares Underlying Outstanding convertible securities (including Warrants)	Shareholding as a % assuming full conversion of convertible securities (as a percentage of diluted share capital)	Number of Locked in shares		Number of Shares pledged or otherwise encumbered		Number of equity shares held in dematerialised form	
								No. of Voting Rights Class eg: X	Class eg: y	Total			No. (a)	As a % of total Shares held(b)	No. (a)	As a % of total Shares held(b)		
																		Total as a % of (A+B+C)
(i)	(ii)	(iii)	(iv)	(v)	(vi)	(vii) = (iv)+(v)+(vi)	(viii) As a % of (A+B+C2)	(ix)			(x)	(xi) = (ii)+(x)	(xii)	(xiii)	(xiv)			
1 Institutions																		
(a) Mutual Fund		0	0	0	0	0	0.0000	0	0	0	0.0000	0	0.0000	0	0.0000	NA	NA	0
(b) Venture Capital Funds		0	0	0	0	0	0.0000	0	0	0	0.0000	0	0.0000	0	0.0000	NA	NA	0
(c) Alternate Investment Funds		0	0	0	0	0	0.0000	0	0	0	0.0000	0	0.0000	0	0.0000	NA	NA	0
(d) Foreign Venture Capital Investors		0	0	0	0	0	0.0000	0	0	0	0.0000	0	0.0000	0	0.0000	NA	NA	0
(e) Foreign Portfolio Investor		4	111838	0	0	111838	0.3374	111838	0	111838	0.3374	0	0.3374	0	0.0000	NA	NA	111838
(f) Financial Institutions / Banks		2	690148	0	0	690148	2.0835	690148	0	690148	2.0835	0	2.0835	0	0.0000	NA	NA	690148
(g) Life Insurance Corporation Of India		0	658331	0	0	658331	1.9875	658331	0	658331	1.9875	0	1.9875	0	0.0000	NA	NA	658331
(h) Insurance Companies		0	0	0	0	0	0.0000	0	0	0	0.0000	0	0.0000	0	0.0000	NA	NA	0
(i) Provident Funds/ Pension Funds		0	0	0	0	0	0.0000	0	0	0	0.0000	0	0.0000	0	0.0000	NA	NA	0
(j) Any Other (Specify)		0	0	0	0	0	0.0000	0	0	0	0.0000	0	0.0000	0	0.0000	NA	NA	0
Sub Total (B)(1)		6	801986	0	0	801986	2.4212	801986	0	801986	2.4211	0	2.4211	0	0.0000	NA	NA	801986
Central Government/ State Government(s)/ President of India		0	0	0	0	0	0.0000	0	0	0	0.0000	0	0.0000	0	0.0000	NA	NA	0
Sub Total (B)(2)		0	0	0	0	0	0.0000	0	0	0	0.0000	0	0.0000	0	0.0000	NA	NA	0
3 Non-institutions																		
(a) Individuals																		
i. Individual shareholders holding nominal share capital up to Rs. 2 lakhs.		8409	3669787	0	0	3669787	11.0790	3669787	11.0790	3669787	11.0790	0	11.0790	0	0.0000	NA	NA	3662634
ii. Individual shareholders holding nominal share capital in excess of Rs. 2 lakhs.		38	2268532	0	0	2268532	6.8486	2268532	0.0	2268532	6.8486	0	6.8486	0	0.0000	NA	NA	2268532
(b) NBFCs registered with RBI		0	0	0	0	0	0.0000	0	0	0	0.0000	0	0.0000	0	0.0000	NA	NA	0
(c) Employee Trusts		0	0	0	0	0	0.0000	0	0	0	0.0000	0	0.0000	0	0.0000	NA	NA	0
(d) Overseas Depositories(holding DRs) (balancing figure)		0	0	0	0	0	0.0000	0	0	0	0.0000	0	0.0000	0	0.0000	NA	NA	0
(e) Any Other (Specify)		866	7312513	0	0	7312513	22.0762	7312513	0	7312513	22.0762	0	22.0762	0	0.0000	NA	NA	7312513
Hindu Undivided Family		216	546776	0	0	546776	1.6507	546776	0	546776	1.6507	0	1.6507	0	0.0000	NA	NA	546776
Non Resident Indians (Non Repat)		23	16129	0	0	16129	0.0487	16129	0	16129	0.0487	0	0.0487	0	0.0000	NA	NA	16129
Non Resident Indians (Repatriate)		92	140718	0	0	140718	0.4248	140718	0	140718	0.4248	0	0.4248	0	0.0000	NA	NA	140718
Clearing Member		290	2498606	0	0	2498606	7.5432	2498606	0	2498606	7.5432	0	7.5432	0	0.0000	NA	NA	2498606
Bodies Corporate		245	4110284	0	0	4110284	12.4088	4110284	0	4110284	12.4088	0	12.4088	0	0.0000	NA	NA	4110284
Arnold Holdings Limited		0	802305	0	0	802305	2.4221	802305	0	802305	2.4221	0	2.4221	0	0.0000	NA	NA	802305
Olympus Trading and Advisory LLP		0	510600	0	0	510600	1.5415	510600	0	510600	1.5415	0	1.5415	0	0.0000	NA	NA	510600
Win Suro Trade Invest Private Limited		0	395000	0	0	395000	1.1925	395000	0	395000	1.1925	0	1.1925	0	0.0000	NA	NA	395000
Sub Total (B)(3)		9313	13250832	0	0	13250832	40.0038	13250832	0	13250832	40.0038	0	40.0038	0	0.0000	NA	NA	13243679
Total Public Shareholding (B) = (B)(1)+(B)(2)+(B)(3)		9319	14052818	0	0	14052818	42.4250	14052818	0	14052818	42.4250	0	42.4250	0	0.0000	NA	NA	14045665

Details of the shareholders acting as persons in Concert including their Shareholding (No. and %): NIL
 Details of Shares which remain unclaimed may be given hear along with details such as number of shareholders, outstanding shares held in demat/unclaimed suspense account, voting rights which are frozen etc.

No. of shareholders	No. of Shares
6	362

Note:
 (1) PAN would not be displayed on website of Stock Exchange(s).
 (2) The above format needs to be disclosed along with the name of following persons: Institutions/Non Institutions holding more than 1% of total number of shares
 (3) W.r.t. the information pertaining to Depository Receipts, the same may be disclosed in the respective columns to the extent information available and the balance to be disclosed as held by custodian.

for MANDHANA INDUSTRIES LIMITED


 PURUSHOTTAM C. MANDHANA
 (Chairman & Managing Director)



Mandhana Industries Limited
Table IV - Statement showing shareholding pattern of the Non Promoter- Non Public shareholder

	Category & Name of the shareholders	PAN	Nos. of shareholders	No. of fully paid up equity shares held	Partly paid-up equity shares held	No. of shares underlying Depository Receipts	Total nos. shares held	Shareholding % calculated as per SCRR, 1957 As a % of (A+B+C2)	Number of Voting Rights held in each class of securities			No. of Shares Underlying Outstanding convertible securities (including securities)	Shareholding, as a % assuming full conversion of convertible securities	Number of Locked in shares		Number of Shares pledged or otherwise encumbered		Number of equity shares held in dematerialised form	
									No of Voting Rights					Total as a % of (A+B+C)	No. (a)	As a % of total Shares held(b)	No. (a)		As a % of total Shares held(b)
									Class eg: X	Class eg: y	Total								
	(I)	(II)	(III)	(IV)	(V)	(VI)	(VII) = (IV)+(V)+ (VI)	(VIII) As a % of (A+B+C2)	(IX)			(X)	(XI) = (VII)+(X) As a % of (A+B+C2)	(XII)		(XIII)		(XIV)	
1	Custodian/DR Holder		0	0	0	0	0	0.0000	0	0	0	0.0000	0	0.0000	0	0.0000	NA	NA	0
2	Employee Benefit Trust (under SEBI (Share based Employee Benefit) Regulations, 2014)		0	0	0	0	0	0.0000	0	0	0	0.0000	0	0.0000	0	0.0000	NA	NA	0
	Total Non-Promoter- Non Public Shareholding (C)= (C)(1)+(C)(2)		0	0	0	0	0	0.0000	0	0	0	0.0000	0	0.0000	0	0.0000	NA	NA	0

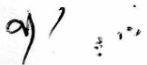
Note:

(1) PAN would not be displayed on website of Stock Exchange(s).

(2) The above format needs to disclose name of all holders holding more than 1% of total number of shares

(3) W.r.t. the information pertaining to Depository Receipts, the same may be disclosed in the respective columns to the extent information available

for MANDHANA INDUSTRIES LIMITED


PURUSHOTTAM C. MANDHANA
 (Chairman & Managing Director)

