


**Shareholding Pattern under Regulation 31 of SEBI (Listing Obligations and Disclosure Requirements) Regulations, 2015**

1	Name of Listed Entity: Mandhana Industries Limited	
2	Scrip Code/Name of Scrip/Class of Security: 533204 / MANDHANA / Equity	
3	Share Holding Pattern Filed under: Reg. 31(1)(a)/Reg. 31(1)(b)/Reg.31(1)(c)	
	a.	If under 31(1)(b) then indicate the report for Quarter ending : 31-12-2015
	b.	If under 31(1)(c) then indicate date of allotment/extinguishment
4	Declaration: The Listed entity is required to submit the following declaration to the extent of submission of information:-	

	Particulars	Yes*	No*
1	Whether the Listed Entity has issued any partly paid up shares?		No
2	Whether the Listed Entity has issued any Convertible Securities or Warrants?		No
3	Whether the Listed Entity has any shares against which depository receipts are issued?		No
4	Whether the Listed Entity has any shares in locked-in?		No
5	Whether any shares held by promoters are pledge or otherwise encumbered?	Yes	

\* If the Listed Entity selects the option 'No' for the questions above, the columns for the partly paid up shares, Outstanding Convertible Securities/Warrants, depository receipts, locked-in shares, No of shares pledged or otherwise encumbered by promoters, as applicable, shall not be displayed at the time of dissemination on the Stock Exchange website. Also wherever there is 'No' declared by Listed Entity in above table the values will be considered as 'Zero' by default on submission of the format of holding of specified securities.

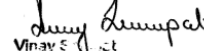
For Mandhana Industries Limited  
  
 Vinay S. Patil  
 (Vis. & Public Legal & Company Secretary)



**Mandhana Industries Limited**
**Table I - Summary Statement holding of specified securities**

Category	Category of shareholder	Number of shareholders	No. of fully paid up equity shares held	No. of Partly paid-up equity shares held	No. of shares underlying Depository Receipts	Total nos. shares held	Shareholding as a % of total no. of shares (calculated as per SCRR, 1957)	Number of Voting Rights held in each class of securities			No. of Shares Underlying Outstanding convertible securities (including Warrants)	Shareholding, as a % assuming full conversion of convertible securities (as a percentage of diluted share capital)	Number of Locked in shares		Number of Shares pledged or otherwise encumbered		Number of equity shares held in dematerialised form	
								No. of Voting Rights					Total as a % of (A+B+C)	No. (a)	As a % of total Shares held(b)	No. (a)		As a % of total Shares held(b)
								Class eg: X	Class eg: y	Total								
(I)	(II)	(III)	(IV)	(V)	(VI)	(VII) = (IV)+(V)+ (VI)	(VIII)As a % of (A+B+C2)	(IX)			(X)	(XI)= (VII)+(X) As a % of (A+B+C2)	(XII)		(XIII)		(XIV)	
(A)	Promoter & Promoter Group	34	23957308	0	0	23957308	72.3263	23957308	0	23957308	72.3263	0	0.0000	0	0.0000	10376040	43.3105	23957308
(B)	Public	2358	9166605	0	0	9166605	27.6737	9166605	0	9166605	27.6737	0	0.0000	0	0.0000	NA	NA	9157052
(C)	Non Promoter - Non Public	0	0	0	0	0	0.0000	0	0	0	0.0000	0	0.0000	0	0.0000	NA	NA	0
(C1)	Shares Underlying DRs	0	0	0	0	0	0.0000	0	0	0	0.0000	0	0.0000	0	0.0000	NA	NA	0
(C2)	Shares Held By Employee Trust	0	0	0	0	0	0.0000	0	0	0	0.0000	0	0.0000	0	0.0000	NA	NA	0
	Total	2392	33123913	0	0	33123913	100.0000	33123913	0	33123913	100.0000	0	0.0000	0	0.0000	10376040	43.3105	33114360

For Mandhana Industries Limited

  
 Vinay S. Jethava  
 (Vice President, Legal & Company Secretary)


**Mandhana Industries Limited**

**Table II (I)(a)- Statement showing shareholding pattern of the Promoter and Promoter Group**

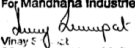
Category & Name of the shareholders	PAN	Nos. of shareholders	No. of fully paid up equity shares held	Partly paid-up equity shares held	No. of shares underlying Depository Receipts	Total nos. shares held	Shareholding % calculated as per SCRR, 1957	Number of Voting Rights held in each class of securities			No. of Shares Underlying Outstanding convertible securities (including Warrants)	Shareholding, as a % assuming full conversion of convertible securities (as a percentage of diluted share capital)	Number of Locked in shares		Number of Shares pledged or otherwise encumbered		Number of equity shares held in dematerialised form	
								No. of Voting Rights					Total as a % of Total Voting Rights(A+B+C)	No. (a)	As a % of total Shares held(b)	No. (a)		As a % of total Shares held(b)
								Class eg: X	Class eg: y	Total								
(I)	(II)	(III)	(IV)	(V)	(VI)	(VII) = (IV)+(V)+(VI)	(VII) As a % of (A+B+C2)	(IX)			(X)	(XI) = (VII)+(X) As a % of (A+B+C2)	(XII)		(XIII)	(XIV)		
<b>1 Indian</b>																		
<b>(a) Individuals / Hindu Undivided Family</b>																		
Priyavrat P Mandhana		3	3781129	0	0	3781129	11.4151	3781129	0	3781129	11.4151	0	0.0000	0	0.0000	203500	5.3820	3781129
Purushottam Chhaganlal Mandhana		2	3220600	0	0	3220600	9.7229	3220600	0	3220600	9.7229	0	0.0000	0	0.0000	850000	26.3926	3220600
Sudha Biharilal Mandhana		3	2233762	0	0	2233762	6.7437	2233762	0	2233762	6.7437	0	0.0000	0	0.0000	695000	31.1134	2233762
Manish Biharilal Mandhana		3	2227524	0	0	2227524	6.7248	2227524	0	2227524	6.7248	0	0.0000	0	0.0000	2079310	93.3462	2227524
Prema P Mandhana		3	2190589	0	0	2190589	6.6133	2190589	0	2190589	6.6133	0	0.0000	0	0.0000	1029000	46.9737	2190589
Purushottam Chhaganlal Mandhana		3	2113681	0	0	2113681	6.3811	2113681	0	2113681	6.3811	0	0.0000	0	0.0000	2000000	94.6217	2113681
Sangeeta Manish Mandhana		3	1400170	0	0	1400170	4.2271	1400170	0	1400170	4.2271	0	0.0000	0	0.0000	119730	8.5511	1400170
Biharilal Chhaganlal Mandhana		3	1692070	0	0	1692070	5.1083	1692070	0	1692070	5.1083	0	0.0000	0	0.0000	1649500	97.4841	1692070
Biharilal C Mandhana (HUF)		2	1098000	0	0	1098000	3.3148	1098000	0	1098000	3.3148	0	0.0000	0	0.0000	0	0.0000	1098000
Arnav Manish Mandhana		1	814000	0	0	814000	2.4574	814000	0	814000	2.4574	0	0.0000	0	0.0000	0	0.0000	814000
Manish Biharilal Mandhana (HUF)		1	784000	0	0	784000	2.3669	784000	0	784000	2.3669	0	0.0000	0	0.0000	700000	89.2857	784000
Vinay Biharilal Mandhana		1	479000	0	0	479000	1.4461	479000	0	479000	1.4461	0	0.0000	0	0.0000	0	0.0000	479000
Muskaan Manish Mandhana		1	410000	0	0	410000	1.2378	410000	0	410000	1.2378	0	0.0000	0	0.0000	0	0.0000	410000
Chanda Shyamsunder Jaju		1	10000	0	0	10000	0.0302	10000	0	10000	0.0302	0	0.0000	0	0.0000	0	0.0000	10000
Bhagwati Madanlal Chandak		1	2000	0	0	2000	0.0060	2000	0	2000	0.0060	0	0.0000	0	0.0000	0	0.0000	2000
Tulsabai Vasantlal Chandak		1	2000	0	0	2000	0.0060	2000	0	2000	0.0060	0	0.0000	0	0.0000	0	0.0000	2000
Shakuntala R Dargad		1	1000	0	0	1000	0.0030	1000	0	1000	0.0030	0	0.0000	0	0.0000	0	0.0000	1000
<b>(b) Central Government / State Government(s)</b>		0	0	0	0	0	0.0000	0	0	0	0.0000	0	0.0000	0	0.0000	0	0.0000	0
<b>(c) Financial Institutions / Banks</b>		0	0	0	0	0	0.0000	0	0	0	0.0000	0	0.0000	0	0.0000	0	0.0000	0
<b>(d) Any Other (Specify):</b>																		
<b>Bodies Corporate</b>																		
Mahan Synthetic Textiles Pvt Ltd		1	1497783	0	0	1497783	4.5218	1497783	0	1497783	4.5218	0	0.0000	0	0.0000	1050000	70.1036	1497783
<b>Sub Total (A)(1)</b>		<b>34</b>	<b>23957308</b>	<b>0</b>	<b>0</b>	<b>23957308</b>	<b>72.3263</b>	<b>23957308</b>	<b>0</b>	<b>23957308</b>	<b>72.3263</b>	<b>0</b>	<b>0.0000</b>	<b>0</b>	<b>0.0000</b>	<b>10376040</b>	<b>43.3105</b>	<b>23957308</b>
<b>2 Foreign</b>																		
<b>(a) Individuals (Non-Resident Individuals / Foreign Individuals)</b>		0	0	0	0	0	0.0000	0	0	0	0.0000	0	0.0000	0	0.0000	0	0.0000	0
<b>(b) Government</b>		0	0	0	0	0	0.0000	0	0	0	0.0000	0	0.0000	0	0.0000	0	0.0000	0
<b>(c) Institutions</b>		0	0	0	0	0	0.0000	0	0	0	0.0000	0	0.0000	0	0.0000	0	0.0000	0
<b>(d) Foreign Portfolio Investor</b>		0	0	0	0	0	0.0000	0	0	0	0.0000	0	0.0000	0	0.0000	0	0.0000	0
<b>(e) Any Other (Specify)</b>		0	0	0	0	0	0.0000	0	0	0	0.0000	0	0.0000	0	0.0000	0	0.0000	0
<b>Sub Total (A)(2)</b>		<b>0</b>	<b>0</b>	<b>0</b>	<b>0</b>	<b>0</b>	<b>0.0000</b>	<b>0</b>	<b>0</b>	<b>0</b>	<b>0.0000</b>	<b>0</b>	<b>0.0000</b>	<b>0</b>	<b>0.0000</b>	<b>0</b>	<b>0.0000</b>	<b>0</b>
<b>Total Shareholding Of Promoter And Promoter Group (A)= (A)(1)+(A)(2)</b>		<b>34</b>	<b>23957308</b>	<b>0</b>	<b>0</b>	<b>23957308</b>	<b>72.3263</b>	<b>23957308</b>	<b>0</b>	<b>23957308</b>	<b>72.3263</b>	<b>0</b>	<b>0.0000</b>	<b>0</b>	<b>0.0000</b>	<b>10376040</b>	<b>43.3105</b>	<b>23957308</b>

Details of Shares which remain unclaimed may be given hear along with details such as number of shareholders, outstanding shares held in demat/unclaimed suspense account, voting rights which are frozen etc.

Note:

(1) PAN would not be displayed on website of Stock Exchange(s)

(2) The term 'Encumbrance' has the same meaning as assigned under regulation 28(3) of SEBI (Substantial Acquisition of Shares and Takeovers) Regulations, 2011.

For Mandhana Industries Limited  
  
 Vinay S. D. S.  
 (Whole-time Director & Company Secretary)



**Mandhana Industries Limited**

**Table III - Statement showing shareholding pattern of the Public shareholder**

Category & Name of the shareholders	PAN	Nos. of shareholders	No. of fully paid up equity shares held	Partly paid-up equity shares held	No. of shares underlying Depository Receipts	Total nos. shares held	Shareholding % calculated as per SCRR, 1957 As a % of (A+B+C2)	Number of Voting Rights held in each class of securities			No. of Shares Underlying Outstanding convertible securities (including VEF)	Shareholding, as a % assuming full conversion of convertible securities	Number of Locked In shares		Number of Shares pledged or otherwise encumbered		Number of equity shares held in dematerialised form	
								No of Voting Rights		Total as a % of (A+B+C)			No. (a)	As a % of total Shares held(b)	No. (a)	As a % of total Shares held(b)		
								Class eg: X	Class eg: y									Total
(I)	(II)	(III)	(IV)	(V)	(VI)	(VII) = (IV)+(V)+(VI)	(VIII) As a % of (A+B+C2)	(IX)			(X)	(XI)	(XII)		(XIV)			
<b>1 Institutions</b>																		
(a) Mutual Fund			0	0	0	0	0.0000	0	0	0	0.0000	0	0.0000	0	0.0000	NA	NA	0
(b) Venture Capital Funds			0	0	0	0	0.0000	0	0	0	0.0000	0	0.0000	0	0.0000	NA	NA	0
(c) Alternate Investment Funds			0	0	0	0	0.0000	0	0	0	0.0000	0	0.0000	0	0.0000	NA	NA	0
(d) Foreign Venture Capital Investors			0	0	0	0	0.0000	0	0	0	0.0000	0	0.0000	0	0.0000	NA	NA	0
(e) Foreign Portfolio Investor			2	20663	0	20663	0.0624	20663	0	20663	0.0624	0	0.0000	0	0.0000	NA	NA	20663
(f) Financial Institutions / Banks			5	1441419	0	1441419	4.3516	1441419	0	1441419	4.3516	0	0.0000	0	0.0000	NA	NA	1441419
Life Insurance Corporation Of India				658331	0	658331	1.9875	658331	0	658331	1.9875	0	0.0000	0	0.0000	NA	NA	658331
Axis Bank Limited				602800	0	602800	1.8198	602800	0	602800	1.8198	0	0.0000	0	0.0000	NA	NA	602800
(g) Insurance Companies			0	0	0	0	0.0000	0	0	0	0.0000	0	0.0000	0	0.0000	NA	NA	0
(h) Provident Funds/ Pension Funds			0	0	0	0	0.0000	0	0	0	0.0000	0	0.0000	0	0.0000	NA	NA	0
(i) Any Other (Specify):																		
Foreign Institutional Investors			4	109252	0	109252	0.3298	109252	0	109252	0.3298	0	0.0000	0	0.0000	NA	NA	109252
Sub Total (B)(1)			11	1571334	0	1571334	4.7438	1571334	0	1571334	4.7438	0	0.0000	0	0.0000	NA	NA	1571334
<b>2 Central Government/ State Government(s)/ President of India</b>																		
Sub Total (B)(2)			0	0	0	0	0.0000	0	0	0	0.0000	0	0.0000	0	0.0000	NA	NA	0
<b>3 Non-Institutions</b>																		
(a) Individuals																		
i. Individual shareholders holding nominal share capital up to Rs. 2 lakhs.			1965	806018	0	806018	2.4333	806018	0	806018	2.4333	0	0.0000	0	0.0000	NA	NA	796465
ii. Individual shareholders holding nominal share capital in excess of Rs. 2 lakhs.			14	667804	0	667804	2.0161	667804	0	667804	2.0161	0	0.0000	0	0.0000	NA	NA	667804
(b) NBFCs registered with RBI			0	0	0	0	0.0000	0	0	0	0.0000	0	0.0000	0	0.0000	NA	NA	0
(c) Employee Trusts			0	0	0	0	0.0000	0	0	0	0.0000	0	0.0000	0	0.0000	NA	NA	0
(d) Overseas Depositories(holding DRs) (balancing figure)			0	0	0	0	0.0000	0	0	0	0.0000	0	0.0000	0	0.0000	NA	NA	0
(e) Any Other (Specify):																		
Hindu Undivided Family			113	297888	0	297888	0.8993	297888	0	297888	0.8993	0	0.0000	0	0.0000	NA	NA	297888
Non Resident Indians (Non Repat)			6	827	0	827	0.0025	827	0	827	0.0025	0	0.0000	0	0.0000	NA	NA	827
Non Resident Indians (Repat)			15	2958	0	2958	0.0089	2958	0	2958	0.0089	0	0.0000	0	0.0000	NA	NA	2958
Directors			1	20000	0	20000	0.0604	20000	0	20000	0.0604	0	0.0000	0	0.0000	NA	NA	20000
Clearing Member			86	258397	0	258397	0.7801	258397	0	258397	0.7801	0	0.0000	0	0.0000	NA	NA	258397
Bodies Corporate			147	5541379	0	5541379	16.7292	5541379	0	5541379	16.7292	0	0.0000	0	0.0000	NA	NA	5541379
Arnold Holdings Limited			1	950000	0	950000	2.8680	950000	0	950000	2.8680	0	0.0000	0	0.0000	NA	NA	950000
Azareel Fashions Private Limited			1	689163	0	689163	2.0806	689163	0	689163	2.0806	0	0.0000	0	0.0000	NA	NA	689163
Religare Finvest Ltd			1	554966	0	554966	1.6754	554966	0	554966	1.6754	0	0.0000	0	0.0000	NA	NA	554966
Win Sure Trade Invest Private Limited			1	424900	0	424900	1.2828	424900	0	424900	1.2828	0	0.0000	0	0.0000	NA	NA	424900
Allwin Securities Limited			1	387016	0	387016	1.1684	387016	0	387016	1.1684	0	0.0000	0	0.0000	NA	NA	387016
Bajaj Allianz Life Insurance Company Ltd.			1	350000	0	350000	1.0566	350000	0	350000	1.0566	0	0.0000	0	0.0000	NA	NA	350000
Sub Total (B)(3)			2347	7595271	0	7595271	22.9299	7595271	0	7595271	22.9299	0	0.0000	0	0.0000	NA	NA	7585718
Total Public Shareholding (B)= (B)(1)+(B)(2)+(B)(3)			2358	9166605	0	9166605	27.6737	9166605	0	9166605	27.6737	0	0	0	#VALUE!	#VALUE!	9157052	

Details of the shareholders acting as persons in Concert including their Shareholding (No. and %):

Details of Shares which remain unclaimed may be given here along with details such as number of shareholders, outstanding shares held in demat/unclaimed suspense account, voting rights which are frozen etc.

No. of shareholder(s)	No. of Shares
7	439

For Mandhana Industries Limited

*(Signature)*  
 Vinay S. ... Legal & Company Secretary



Note:

(1) PAN would not be displayed on website of Stock Exchange(s).

(2) The above format needs to be disclosed along with the name of following persons: Institutions/Non Institutions holding more than 1% of total number of shares

(3) W.r.t. the information pertaining to Depository Receipts, the same may be disclosed in the respective columns to the extent information available and the balance to be disclosed as held by custodian.

**Mandhana Industries Limited**
**Table IV - Statement showing shareholding pattern of the Non Promoter- Non Public shareholder**

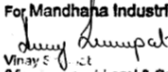
	Category & Name of the shareholders	PAN	Nos. of shareholders	No. of fully paid up equity shares held	Partly paid-up equity shares held	No. of shares underlying Depository Receipts	Total nos. shares held	Shareholding % calculated as per SCRR, 1957 As a % of (A+B+C2)	Number of Voting Rights held in each class of securities			No. of Shares Outstanding convertible securities (including Warrants)	Shareholding, as a % assuming full conversion of convertible securities (as a percentage of diluted share capital)	Number of Locked in shares		Number of Shares pledged or otherwise encumbered		Number of equity shares held in dematerialised form	
									No of Voting Rights					Total as a % of (A+B+C)	No. (a)	As a % of total Shares held(b)	No. (a)		As a % of total Shares held(b)
									Class eg: X	Class eg: y	Total								
	(I)	(II)	(III)	(IV)	(V)	(VI)	(VII) = (IV)+(V)+ (VI)	(VIII) As a % of (A+B+C2)	(IX)			(X)	(XI) = (VII)+(X) As a % of (A+B+C2)	(XII)		(XIII)		(XIV)	
1	Custodian/DR Holder		0	0	0	0	0	0.0000	0	0	0	0.0000	0	0.0000	0	0.0000	NA	NA	0
2	Employee Benefit Trust (under SEBI (Share based Employee Benefit) Regulations, 2014)		0	0	0	0	0	0.0000	0	0	0	0.0000	0	0.0000	0	0.0000	NA	NA	0
	<b>Total Non-Promoter- Non Public Shareholding (C)= (C)(1)+(C)(2)</b>		<b>0</b>	<b>0</b>	<b>0</b>	<b>0</b>	<b>0</b>	<b>0.0000</b>	<b>0</b>	<b>0</b>	<b>0</b>	<b>0.0000</b>	<b>0</b>	<b>0.0000</b>	<b>0</b>	<b>0.0000</b>	<b>NA</b>	<b>NA</b>	<b>0</b>

**Note:**

(1) PAN would not be displayed on website of Stock Exchange(s).

(2) The above format needs to disclose name of all holders holding more than 1% of total number of shares

(3) W.r.t. the information pertaining to Depository Receipts, the same may be disclosed in the respective columns to the extent information available

For Mandhana Industries Limited  
  
 Vinay S. Chitambar  
 (Mandhana Industries Limited Legal & Company Secretary)

